

RECORDED BOOKS™ PRESENTS

# PIMSLEUR®

LANGUAGE PROGRAMS

- |                     |                          |
|---------------------|--------------------------|
| Albanian            | Italian                  |
| Arabic [Eastern]    | Japanese                 |
| Arabic [Egyptian]   | Korean                   |
| Armenian [Eastern]  | Lithuanian               |
| Armenian [Western]  | Ojibwe                   |
| Chinese [Cantonese] | Polish                   |
| Chinese [Mandarin]  | Portuguese [Brazilian]   |
| Czech               | Portuguese [Continental] |
| Dutch               | Russian                  |
| English [American]  | Spanish                  |
| French              | Swedish                  |
| German              | Swiss German             |
| Greek               | Twi                      |
| Haitian Creole      | Ukrainian                |
| Hebrew              | Vietnamese               |
| Indonesian          |                          |

RECORDED BOOKS™ PRESENTS

# PIMSLEUR®

LANGUAGE PROGRAMS

# KOREAN

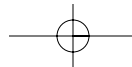
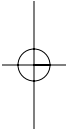
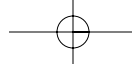


SUPPLEMENTAL  
READING BOOKLET

For information on other available courses  
please call Recorded Books, LLC at 1-(800)-638-1304

RB Part #14462

ISBN10: 1-4193-6487-1  
ISBN13: 978-1-4193-6487-7



---

---

## TABLE OF CONTENTS

---

---

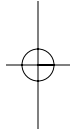
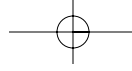
### Reading Lessons

---

Introduction . . . . .	1
The Korean Alphabet . . . . .	1
The Korean Syllable . . . . .	5
Lesson One. . . . .	10
Lesson Two. . . . .	11
Lesson Three . . . . .	12
Lesson Four . . . . .	13
Lesson Five . . . . .	14
Lesson Six . . . . .	15
Lesson Seven . . . . .	16
Lesson Eight. . . . .	17
Lesson Nine . . . . .	18
Lesson Ten . . . . .	19
Lesson Eleven . . . . .	20
Lesson Twelve . . . . .	21
Lesson Thirteen . . . . .	22
Lesson Fourteen . . . . .	23
Lesson Fifteen . . . . .	24
Lesson Sixteen . . . . .	25
Lesson Seventeen. . . . .	26
Lesson Eighteen. . . . .	27

For immediate, authorized  
PIMSLEUR LANGUAGE PROGRAMS  
CUSTOMER SERVICE  
please call Recorded Books, LLC  
1-800-638-1304.

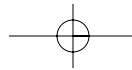
U.S. and Canada: call direct.  
Outside U.S. and Canada: call your local AT&T  
Access operator for the phone number



Cover image ©PhotoDisc, Inc.  
All rights reserved.

© and ® Recorded Program 2005 Simon & Schuster Audio,  
a division of Simon & Schuster, Inc.

© Reading Booklet 2005  
by Simon & Schuster Audio, a division of Simon & Schuster, Inc.  
All rights reserved.



---

---

## TABLE OF CONTENTS

---

### VOICES

English-Speaking Instructor . . . . . *Ray Brown*  
Korean-Speaking Instructor . . . . . *Stephen Kang*  
Female Korean Speaker . . . . . *Laura Kim*  
Male Korean Speaker . . . . . *Sungmin Park*

### KOREAN COURSE WRITER

Jaemin Roh

### PIMSLEUR WRITERS / EDITORS

Christopher J. Gainty ♦ Joan Schoellner

### EXECUTIVE EDITOR

Beverly D. Heinle

### REVIEWER

Laura Kim

### PRODUCER & DIRECTOR

Sarah H. McInnis

### RECORDING ENGINEERS

Peter S. Turpin ♦ Kelly Saux

Simon & Schuster Studios, Concord, MA

---

---

## Korean

---

### Introduction

---

Korean is the official language of both North and South Korea. It's also spoken widely in neighboring Yanbian, China. Worldwide, Korean is spoken by some 78 million people. Korean has several dialects, of which two are standard: Seoul, spoken in South Korea, and P'yongyang, spoken in North Korea. In addition, there are approximately seven regional dialects. All dialects, except that spoken on the Jeju Island, are mutually intelligible. This course teaches the Seoul dialect of South Korea.

### The Korean Alphabet

The Korean script, called Hangeul, was invented in 1443 under the reign of King Sejong. Until then, Chinese characters were used by the upper classes, and Idu letters, a kind of Chinese-based Korean character system, by the populace. The system created by King Sejong and his scholars is still in use today.

The Korean alphabet is phonetic. It consists of ten vowels, eleven vowel combinations, fourteen consonants, and five double consonants. As in English, the letters of the Hangeul alphabet represent individual sounds. Letters that have similar sounds also have similar shapes, making them easier to learn.

**Korean****The Korean Alphabet** *(continued)*

A chart of the Korean alphabet follows. This is given for your information only—you will not need to refer to the chart to do the Readings, as all the instruction is contained on the CD.

## VOWELS

Vowel	Romanization	Sound
ㅏ	a	<i>a</i> as in <i>father</i>
ㅑ	ya	<i>ya</i> as in <i>yacht</i>
ㅓ	eo	<i>o</i> as in <i>song</i>
ㅕ	yeo	<i>yo</i> sound between <i>young</i> and <i>yawn</i>
ㅗ	o	<i>o</i> as in <i>home</i>
ㅛ	yo	<i>yo</i> as in <i>yoke</i>
ㅜ	u	<i>u</i> as in <i>tune</i>
ㅠ	yu	<i>yu</i> as in <i>you</i>
ㅡ	eu	<i>u</i> as in <i>put</i>
ㅣ	i	<i>i</i> as in <i>ski</i>

**Korean****Lesson Eighteen**

1. 안녕하세요?
2. 날씨가 좋습니다.
3. 네, 그렇습니다.
4. 점심 드셨어요?
5. 네, 감사합니다.
6. 뭘 하시겠어요?
7. 모르겠어요.
8. 선생님은요?
9. 저는 소주를 사겠어요.
10. 그럼 나중에.
11. 안녕히 가세요.
12. 안녕히 계세요.

26

**Korean****Lesson Seventeen**

1. 일곱
2. 만 칠
3. 삼천원
4. 아홉 시예요
5. 십 리터
6. 오십 킬로
7. 맥주 네 병
8. 육천원이예요
9. 딸이 한 명
10. 아이들이 세 명 있어요
11. 십 사불 있어요
12. 팔 천원 주세요

3

**Korean****The Korean Alphabet** (*continued*)

## VOWEL COMBINATIONS

Vowel	Romanization	Sound
ㅐ	ae	between the <i>a</i> in <i>sat</i> and the <i>e</i> in <i>set</i>
ㅑ	yae	<i>ye</i> as in <i>yeah</i>
ㅓ	e	<i>e</i> as in <i>set</i>
ㅕ	ye	<i>ye</i> as in <i>yes</i>
ㅗ	wa	<i>wa</i> as in <i>wander</i>
ㅛ	wae	<i>we</i> as in <i>wet</i>
ㅜ	oe	<i>wa</i> as in <i>wait</i>
ㅠ	weo	<i>wo</i> as in <i>won</i>
ㅡ	we	sounds like <i>way</i>
ㅣ	wi	sounds like <i>we</i>
ㅟ	ui	combination of <i>oo</i> in <i>moon</i> , but shorter, followed by <i>ee</i> in <i>bee</i> , but shorter

**Korean****The Korean Alphabet** *(continued)*

## CONSONANTS

Consonant	Romanization	Sound
ㄱ	k	between a <i>k</i> and a hard <i>g</i>
ㄴ	n	<i>n</i>
ㄷ	t	between <i>t</i> and a <i>d</i>
ㄹ	r, l	between an <i>l</i> and an <i>r</i> sound
ㅁ	m	<i>m</i>
ㅂ	p, b	between a <i>p</i> and a <i>b</i>
ㅅ	s, sh	<i>s</i> ; before an <i>ee</i> sounds more like <i>sh</i>
ㅇ	silent, ng	silent at beginning of syllable; at end of syllable sounds like the <i>ng</i> in <i>sing</i>
ㅈ	ch, j	between a <i>j</i> and a <i>ch</i>
ㅊ	ch'	<i>ch</i> with extra air
ㅋ	k'	<i>k</i> with extra air
ㅌ	t'	<i>t</i> with extra air
ㅍ	p'	<i>p</i> with extra air
ㅎ	h'	<i>h</i> as in <i>hat</i>

**Korean****Lesson Sixteen**

1. 왜요?
2. 디람
3. 쪽지
4. 식지
5. 왜쌀
6. 거
7. 바위
8. 위기
9. 웅웁
10. 해요
11. ㅈ
12. 개
13. 내
14. 섯
15. ㅈ
16. 대



**Korean****Lesson Fifteen**

1. 와요
2. 쭈꾸미
3. 쪼끔
4. 봄시다
5. 비싸
6. 꺾꽂
7. 니
8. 의
9. 나의
10. 의부
11. 내
12. 왜적
13. 괜히
14. 상쾌한
15. 으니까요
16. 자의

**Korean****The Korean Alphabet** *(continued)*

## DOUBLE CONSONANTS

Consonant	Romanization	Sound
ㄱ	kk	tense <i>k / g</i>
ㄷ	tt	tense <i>t / d</i>
ㅃ	pp	tense <i>p / b</i>
ㅆ	ss	sharp <i>s</i>
ㅈ	jj	tense <i>j / ch</i>

**The Korean Syllable**

The basic unit of written Korean is the syllable. All Korean words can be viewed as blocks of syllables. Each syllable block is like a square of a fixed size. There are two basic syllable blocks: consonant-vowel, and consonant-vowel-consonant. The way letters are arranged in a syllable block depends upon the vowel in the syllable. Vowels can be seen as being horizontal, vertical, or a combination of both. Korean syllable blocks follow four basic rules. Understanding these rules makes it easier to recognize letters in a syllable, and thereby to read Korean. Here are the rules:

**Korean****The Korean Syllable** *(continued)***Consonant - Vowel Syllables**

Rule 1: There are nine “vertical vowels” that stand upright. They are:

ㅏ   ㅑ   ㅓ   ㅕ   ㅗ   ㅛ   ㅜ   ㅠ   ㅡ

A vertical vowel is written to the right of the consonant.

consonant	vowel
-----------	-------

Example: ㄴ(n) + ㅏ(a) = ㄴㅏ(na)

Rule 2: There are five “horizontal vowels.” They are:

ㅓ   ㅕ   ㅗ   ㅛ   ㅜ

Horizontal vowels are written below the consonant.

Consonant
Vowel

Example: ㅎ(h) + ㅓ(o) = ㅎㅓ

**Korean****Lesson Fourteen**

1. 누구와요?
2. 오빠
3. 고마워
4. 타워
5. 워싱턴
6. 드시
7. 하실
8. 점심
9. 시청
10. 못
11. 여섯
12. 있어요
13. 모르겠어요.
14. 날씨가
15. 짜
16. 오른쪽
17. 짜장면
18. 등쳐우
19. 여쭙다
20. 화장실

**Korean****Lesson Thirteen**

1. 파리
2. 화가
3. 귀서
4. 저와
5. 빠
6. 아빠
7. 뽀빠이
8. 마빠서
9. 빨리
10. 게
11. 웨이터
12. 웨이브
13. 하이웨이
14. 브로드웨이
15. 마빠
16. 두 병

**Korean****The Korean Syllable** (*continued*)

Rule 3: There are seven “combination vowels” that have characteristics of both the horizontal and vertical vowels. They are:

과 기 과 거 왜 게 귀

With these vowels, the initial consonant is written in the upper left-hand corner of the imaginary block. The vowel then appears both to the right and below.



Example: ㅇ (silent) + 과 (wa) = 와

**Consonant – Vowel – Consonant Syllables**

Rule 4: With three-character syllables, the arrangement of the initial consonant and vowel is the same as just shown. The final consonant is simply placed below or on the bottom. See the illustrations on the next page:

**Korean****The Korean Alphabet** *(continued)*

(a) Vertical vowels:

Consonant	Vowel
Final Consonant	

Example: ㅎ (h) + ㅏ (a) + ㄴ (n) = 한

(b) Horizontal vowels:

Consonant
Vowel
Final Consonant

Example: ㅅ (s) + ㅗ (o) + ㄴ (n) = 손 (son)

(c) Combination vowels:

Consonant
Vowel
Final Consonant

Example: ㅇ (silent) + ㅝ (oe) + ㄴ (n) = 윈 (wen)

**Korean****Lesson Twelve**

1. 어려
2. 육천
3. 띄
4. 나
5. 와요
6. 화전
7. 좌우
8. 과요
9. 덕
10. 거
11. 워요
12. 고마워
13. 취요
14. 놔요
15. 가까워
16. 워싱턴

20

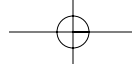
**Korean****Lesson Eleven**

1. 또랑
2. 끼룩
3. 파토
4. 아니면
5. 저녁
6. 딸이 세 명
7. 니
8. 괴
9. 피
10. 괴수
11. 윈
12. 우
13. 유
14. 퓨전
15. 절규
16. 따라
17. 되고
18. 만육

9

**Korean****The Korean Syllable** *(continued)*

At first, “decoding” these blocks will take some practice. Therefore, we recommend that you take the Reading Lessons at your own pace, repeating each until you feel comfortable proceeding to the next. With a little effort, however, you will be pleasantly surprised at how quickly you are reading Korean -- and at how much fun it can be!



10

---

---

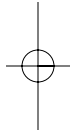
**Korean**

---

**Lesson One**

---

1. 흥
2. ㅏ
3. 하
4. ㄴ
5. 나
6. 한
7. 낱
8. 난
9. ㅣ
10. 니
11. 히
12. 히 / 하
13. 힌
14. 닌



19

---

---

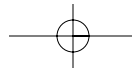
**Korean**

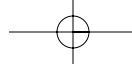
---

**Lesson Ten**

---

1. 에서
2. 언제?
3. 쇼핑
4. 얼마예요?
5. 까지
6. 때
7. 대
8. 또
9. 딸
10. ㅋ
11. 열
12. 여기
13. 다녀
14. 남편
15. 명동
16. 안녕하세요?





18

---

---

**Korean**

---

**Lesson Nine**

---

1. 좋습니까
2. 선생님
3. 주세요
4. 호텔
5. 레스토랑
6. 조금요
7. 제 아내
8. 제
9. 키
10. 예
11. 계
12. 예요
13. 저기예요
14. 폐
15. 팔
16. 발
17. 포폐
18. 필기
19. 아니예요
20. 커피



11

---

---

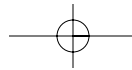
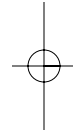
**Korean**

---

**Lesson Two**

---

1. 하
2. 하나
3. 닌
4. 가
5. 긴
6. 나가
7. 하긴
8. 학
9. 닉
10. 다
11. 디
12. 다나
13. 하다
14. 자
15. 자다
16. 진디
17. 기잔
18. 힌다
19. 닌자
20. 한각



12

---

---

**Korean**

---

**Lesson Three**

---

1. 하간
2. 작디
3. 단지
4. 라
5. 린
6. 하릭
7. 할
8. 잘
9. 바
10. 합
11. 집
12. 하바
13. 리비
14. 사
15. 사자
16. 산비
17. 락반
18. 샵

17

---

---

**Korean**

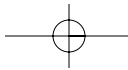
---

**Lesson Eight**

---

1. 아직
2. 은요
3. 터지
4. 커서
5. 크다
6. 케
7. 네
8. 게요
9. 하세요
10. 강
11. 충분
12. 종로
13. 정말
14. 쟁
15. 갱
16. 나중예
17. 깨
18. 캐
19. 꼬테
20. 습니까?





16

---

---

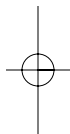
**Korean**

---

**Lesson Seven**

---

1. 누구
2. 가져
3. 드릴
4. 아
5. 나
6. 아홉
7. 일곱
8. 오늘
9. 고
10. 초
11. 초 / 차
12. 해요
13. 알아요
14. 탈
15. 태
16. 대
17. 티쵸
18. 천천
19. 는요
20. 아니요



13

---

---

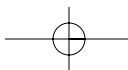
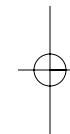
**Korean**

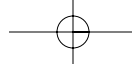
---

**Lesson Four**

---

1. 라디
2. 달
3. 박사
4. 삽
5. 너
6. 개
7. 깰
8. 헨
9. 마
10. 삼
11. 하지만
12. 나
13. 호
14. 돈
15. 해라
16. 하고
17. 몬
18. 고배





14

---

---

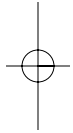
**Korean**

---

**Lesson Five**

---

1. 감사
2. 래모
3. 삼해
4. 丁
5. 두
6. 구부
7. 소주
8. 추
9. 춤
10. 줌
11. 치두
12. ㅓ
13. 거
14. 떡
15. 저기
16. 사추버
17. 점
18. 전할
19. 만칠
20. 미국



15

---

---

**Korean**

---

**Lesson Six**

---

1. 한국
2. 다녀
3. 칩
4. 맥주
5. 므
6. 모르
7. 스
8. 저는
9. 는춤
10. 커
11. 커 / 거
12. 콤
13. 크추
14. 조금
15. ㅏ
16. ㅑ
17. 냐
18. 카지
19. 햏추
20. कै냐

